

Synthesis of Higher α -Chlorovinyl and α -Bromovinyl Amino Acids: The Amino Protecting Group Determines the Reaction Course

David B. Berkowitz* Michelle L. Pedersen and Wan-Jin Jahng

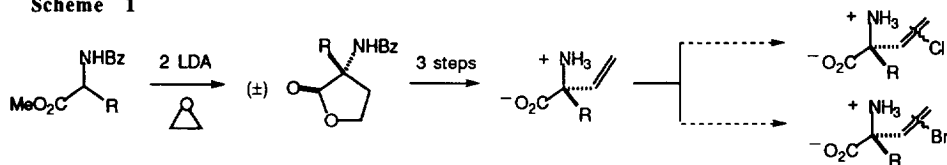
Department of Chemistry, University of Nebraska-Lincoln, Lincoln, NE 68588-0304

Abstract: N-Trifluoroacetyl α -vinyl amino esters are smoothly converted to the corresponding α -chlorovinyl or α -bromovinyl amino esters through the agency of phenylselenenyl chloride or phenylselenenyl bromide, respectively, followed by oxidation and pyrolysis. Exclusively the (E)-external halovinyl isomer and the internal halovinyl isomer are observed. The amino protecting group is a critical determinant of the reaction course (alkene addition vs. 5-exo-trig-like cyclization). Copyright © 1996 Elsevier Science Ltd

As part of a program directed at the synthesis of α -branched amino acids¹ as potential inhibitors of pyridoxal-dependent enzymes, and as building blocks for unnatural peptide synthesis, we sought a synthetic route to α -halovinyl amino acids. Early on, Abeles had postulated that halovinyl amino acids might serve as "Trojan horse" inhibitors for amino acid-processing enzymes via PLP-catalyzed elimination of the elements of hydrogen halide to yield a reactive allenic intermediate.² In fact, 3-chlorovinylglycine has been shown to produce efficient mechanism-based inhibition of alanine racemase.³ 3-Fluorovinylglycine irreversibly inhibits both alanine racemase³ and tryptophan synthase.⁴ Additionally, the internal γ - and external γ -(E)- and γ -(Z)-fluorovinyl-GABA analogs inactivate GABA transaminase by related mechanisms.⁵

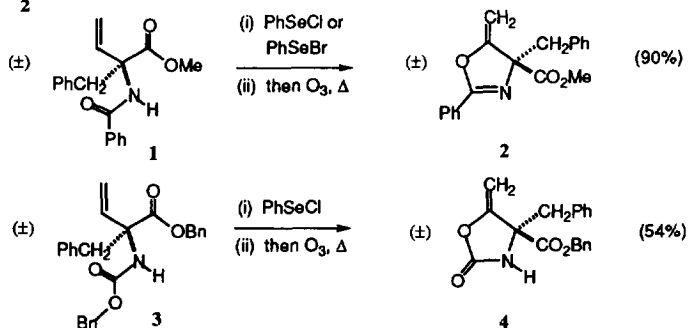
It follows that the higher halovinyl amino acids⁶ could in principle produce analogous enzyme-bound alleneimine intermediates through enzyme-catalyzed decarboxylative halide elimination in amino acid decarboxylase active sites. However, a synthetic route to higher halovinyl amino acids had not yet been described.⁷ We had developed a reliable and quite general method by which α -vinyl amino acids could be accessed by formal α -vinylation of the protected α -amino acids (Scheme 1).^{1c,d,8} We envisioned that α -vinyl amino acids, in turn, could be employed as direct precursors to α -chlorovinyl and α -bromovinyl amino acids.

Scheme 1



Raucher had described a two step procedure wherein addition of phenylselenenyl bromide (chloride) to an alkene, followed by selenide oxidation and pyrolysis, produces the corresponding halovinyl olefin.^{9,10} Indeed, this procedure was employed by Thornberry et al. for the synthesis of 3-chlorovinylglycine.^{3a} However, in that case, beginning from N-Cbz-vinylglycine methyl ester, this two step sequence afforded N-Cbz-3-chlorovinylglycine methyl ester in a modest 15-20% yield. We set out to examine this reaction closely in the context of more sterically encumbered α -vinyl amino acids. Since our α -vinylation procedure yields α -vinyl amino acids protected as the N-benzoyl methyl esters directly, we initially examined the compatibility of this protecting group scheme with the Raucher chemistry.

Scheme 2



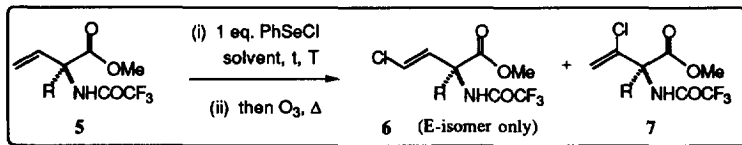
In fact, for the vinylphenylalanine derivative **1**, treatment with PhSeCl or PhSeBr in MeCN at 0→25°C reproducibly yields oxazoline **2** in nearly quantitative yield, following oxidative and pyrolysis (Scheme 2).¹¹ Thus, in this system, intramolecular 5-exo-trig-like cyclization of the benzamido carbonyl upon the episelenonium ion intermediate apparently out-competes intermolecular trapping with chloride ion. This cyclization is likely facilitated by the gem-dialkyl effect in these α -branched amino acid derivatives. As an alternative to *N*-benzoyl protection, the *N*-Cbz, benzyl ester protecting group motif is readily accessible for higher α -vinyl amino acids.¹² Hence, we subjected the so-protected vinylphenylalanine derivative **3** to the Raucher conditions (PhSeCl in MeCN at 0→25°C). Here too, a facile 5-exo-trig-like cyclization is observed, with the carbamate carbonyl serving as the internal nucleophile and with concomitant debenzoylation. Appreciable quantities of oxazolidinone **4** (54% yield, Scheme 2) are isolated after oxidation and pyrolysis.¹³ It is conceivable that an analogous side reaction accounts for the low yield in the reported addition of phenylselenenyl chloride to *N*-Cbz-protected vinylglycine.^{3a}

Therefore, it became clear that an α -amino protecting group with reduced nucleophilicity would be necessary. We chose the *N*-trifluoroacetyl group. Gratifyingly, with this protecting group, the 5-exo-trig-like cyclization manifold is effectively suppressed, so that efficient addition of PhSeX across the alkene is observed (Table 1). For short reaction times, predominantly anti-Markovnikov orientation is observed, leading to the (*E*)-external chlorovinyl product (**6**). Long reaction times in CH₃CN or CH₂Cl₂ (but not DMF or CCl₄) lead to a nearly equal mixture of internal (**7**) and external chlorovinyl products (**6**) for all side chains examined. Of the solvents examined, only AcOH leads exclusively to the internal chlorovinyl product **7**, albeit in low yield.

The same strategy could be employed for the synthesis of protected bromovinyl amino acids by substituting PhSeBr for PhSeCl (Table 2). However, PhSeBr showed a greater propensity to add in a Markovnikov fashion, even with short reaction times, yielding a mixture of internal (**9**), and (*E*)-external bromovinyl (**8**) isomers. A typical procedure for the two-step sequence is as follows: To a solution of methyl *N*-trifluoroacetyl- α -vinylphenylalaninate (110 mg, 0.37 mmol) in freshly distilled CH₃CN (0.9 mL) is added PhSeCl (70 mg, 0.37 mmol) in CH₃CN (0.9 mL) at 0°C. The reaction mixture is allowed to warm to rt and stirred for 12 h. Following evaporation of the solvent, the crude selenide is taken up in CH₂Cl₂ (15 mL) and cooled to -78°C. Through this solution is bubbled O₃ until a blue color persists. Following an Ar purge, this solution of selenoxide(s) is transferred dropwise into refluxing PhH (40 mL) and heating is continued an additional 30 min. Evaporation of the volatiles and SiO₂ chromatography (40% EtOAc-hexanes) yields **6** (R = CH₂Ph; 106 mg, 87%).

In summary, provided that an electron-poor *N* α -protecting group (e.g. trifluoroacetyl) is employed, α -vinyl amino acids, themselves readily available from the parent amino acids,^{1c,d,8} are smoothly parlayed into the corresponding α -halovinyl (X = Cl, Br) amino acids by the sequence: (i) PhSeX, rt; (ii) O₃, -78°C; (iii) PhH, reflux. The ratio of Markovnikov (internal halovinyl) to anti-Markovnikov [(*E*)-external halovinyl] product is largely a function of reaction time, with longer times favoring the former isomer.

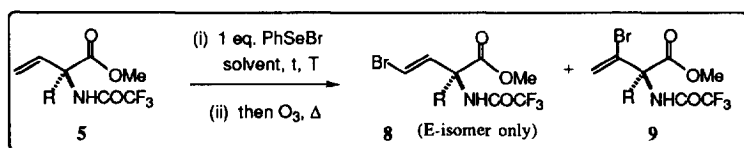
Table 1



R	Time (hours)	Final Temp. (°C)	Solvent	Yield	External: Internal
Me	2	25	CH ₃ CN	82%	all external
Me	48	25	CH ₃ CN	80%	1 : 1
CH ₂ Ph	12	25	CH ₃ CN	87%	all external
CH ₂ Ph	2	40	CH ₃ CN	71%	all external
CH ₂ Ph	10	40	CH ₃ CN	70%	1.3 : 1
CH ₂ Ph	125	25	CH ₃ CN	68%	1 : 1
CH ₂ Ph	115	25	DMF	80%	all external
CH ₂ Ph	115	25	CCl ₄	75%	5 : 1
CH ₂ Ph	115	25	CH ₂ Cl ₂	95%	1 : 1
CH ₂ Ar	1.5	25	CH ₃ CN	79%	all external
CH ₂ Ar	120	25	CH ₃ CN	71%	1 : 1
CH ₂ Ar	120	25	AcOH	25%	all internal
CHMe ₂	2	25	CH ₃ CN	64%	all external

Ar = *m*-(*tert*-butyldimethyl)silyloxyphenyl

Table 2



R	Time	Final Temp. (°C)	Solvent	Yield	External: Internal
Me	30 min	0	CCl ₄	70%	1 : 2.4
Me	45 min	25	CH ₃ CN	75%	1 : 1
Me	2 days	25	CH ₃ CN	67%	1 : 4.3
CH ₂ Ph	2 h	25	CH ₃ CN	52%	1 : 1
CH ₂ Ph	19 h	50	CH ₃ CN	67%	1 : 6

Acknowledgment.

Financial support from the National Institutes of Health (CA 62034) is gratefully acknowledged. M.L.P. is the recipient of a Patricia Roberts Harris Fellowship from the U.S. Department of Education (P094B20126). The authors thank Dr. Richard Shoemaker (University of Nebraska) for technical assistance and Dr. Ron Cerny (Nebraska Center for Mass Spectrometry) for high resolution mass spectra. This research was facilitated by grants for NMR and GC/MS instrumentation from the NIH (SIG 1-S10-RR06301) and the NSF (CHE-93000831), respectively.

REFERENCES AND NOTES

- (a) Berkowitz, D. B.; Pedersen, M. L. *J. Org. Chem.* **1995**, *60*, 5368-5369; (b) Berkowitz, D. B.; Smith, M. K. *J. Org. Chem.* **1995**, *60*, 1233-1238; (c) Berkowitz, D. B.; Pumphrey, J. A.; Shen, Q. *Tetrahedron Lett.* **1994**, *35*, 8743-8746; (d) Pedersen, M. L.; Berkowitz, D. B. *J. Org. Chem.* **1993**, *58*, 6966-6975.
- Abeles, R. H.; Maycock, A. L. *Acc. Chem. Res.* **1976**, *9*, 313-319.
- (a) Thornberry, N. A.; Bull, H. G.; Taub, D.; Greenlee, W. J.; Patchett, A. A.; Cordes, E. H. *J. Am. Chem. Soc.* **1987**, *109*, 7543-7544; (b) Thornberry, N. A.; Bull, H. G.; Taub, D.; Wilson, K. E.; Gimenez-Gallego, G.; Rosegay, A.; Soderman, D. D.; Patchett, A. A. *J. Biol. Chem.* **1991**, *266*, 21657-21665; (c) Patchett, A. A.; Taub, D.; Weissberger, B.; Valiant, M. E.; Gadebusch, H.; Thornberry, N. A.; Bull, H. G. *Antimicrob. Agents and Chemother.* **1988**, *32*, 319-323.
- Xu, Y.; Abeles, R. H. *Biochem.* **1993**, *32*, 806-811.
- (a) Silverman, R. B.; Bichler, K. A.; Leon, A. J. *J. Am. Chem. Soc.* **1996**, *118*, 1241-1252; (b) Silverman, R. B.; Bichler, K. A.; Leon, A. J. *Ibid.* **1996**, *118*, 1253-1261; (c) Kolb, M. Barth, J.; Heydt, J.-G.; Jung, M. J. *J. Med. Chem.* **1987**, *30*, 267-272.
- We define higher α -halovinyl amino acids as α -amino acids bearing the usual α -side chain (\neq H) and an additional halovinyl substituent in place of the usual α -proton.
- To our knowledge, there is only one previously reported synthesis of a higher α -halovinyl amino acid. Namely, treatment of 3,4-dimethoxy- α -ethynylphenylalanine with 47% HBr at reflux for 4 h yields internal α -bromovinyl-DOPA in 31% yield: reference 8j.
- For other synthetic approaches to higher α -vinyl amino acids, see: (a) Colson, P.-J.; Hegedus, L. S. *J. Org. Chem.* **1993**, *58*, 5918-5924; (b) Seebach, D.; Bürger, H. M.; Schickli, C. P. *Liebigs Ann. Chim.* **1991**, 669-684; (c) Castelhana, A. L.; Horne, S.; Taylor, G. J.; Billedeau, R.; Krantz, A. *Tetrahedron*, **1988** *44*, 5451-5466; (d) Münster, P.; Steglich, W. *Synthesis* **1987**, 223-225; (e) Castelhana, A. L.; Horne, S.; Billedeau, R.; Krantz, A. *Tetrahedron Lett.* **1986**, *27*, 2435-2438; (f) Weber, T.; Aeschmann, R.; Maetzke, T.; Seebach, D. *Helv. Chim. Acta* **1986**, *69*, 1365-1377; (g) Steglich, W.; Wegmann, H. *Synthesis* **1980**, 481-483; (h) Metcalf, B. W.; Bonilavri, E.; *J. Chem. Soc. Chem. Commun.* **1978**, 914-915; (i) Greenlee, W. J.; Taub, D.; Patchett, A. A. *Tetrahedron Lett.* **1978**, 3999-4002; (j) Metcalf, B. W.; Jund, K. *Ibid.* **1977**, 3689-3692; (k) Taub, D.; Patchett, A. A. *Ibid.* **1977**, 2745-2748.
- (a) Raucher, S. *Tetrahedron Lett.* **1977**, 3909-3912; (b) Raucher, S. *J. Org. Chem.* **1977**, *42*, 2950.
- For earlier pioneering work on related applications of PhSeX reagents, see: (a) Sharpless, K. B.; Lauer, R. F. *J. Org. Chem.* **1974**, *39*, 429-430; (b) Reich, H. J. *Ibid.* **1974**, *39*, 428-429; (c) Reich, H. J.; Reich, I. L.; Renga, J. M. *J. Am. Chem. Soc.* **1973**, *95*, 5813-5815; (d) Clive, D. L. J. *J. Chem. Soc. Chem. Commun.* **1973**, 695-696.
- For **2**: $^1\text{H NMR}$ (360 MHz, CDCl_3) δ 3.25 (d, $J = 14$ Hz, 1 H), 3.50 (d, $J = 14$ Hz, 1 H), 3.78 (s, 3 H); 4.72 (d, $J = 3.2$ Hz, 1 H), 4.97 (d, $J = 3.2$ Hz, 1 H), 7.16-7.20 (m, 3 H), 7.23-7.25 (m, 2 H), 7.39-7.42 (m, 2 H), 7.49-7.51 (m, 1 H); 7.92-7.94 (m, 2 H); MS (methane-Cl) m/z (rel int): 307 (M^+ , 1), 248 (- CO_2Me , 7), 216 (- Bn, 100), 105 (48), 91 (47), 77 (56); HRMS (FAB, 3-NOBA) calcd for $\text{C}_{19}\text{H}_{18}\text{NO}_3$ ($\text{M}+\text{H}$) $^+$ 308.1287, obsd 308.1278.
- Berkowitz, D. B.; Pedersen, M. L. *J. Org. Chem.* **1994**, *59*, 5476-5478.
- For **4**: $^1\text{H NMR}$ (360 MHz, CDCl_3) δ 3.06 (d, $J = 13.5$ Hz, 1 H), 3.46 (d, $J = 13.5$ Hz, 1 H), 4.79 (d, $J = 3.4$ Hz, 1 H), 4.91 (d, $J = 3.4$ Hz, 1 H), 5.14 (d, $J = 11.5$ Hz, 1 H), 5.18 (d, $J = 11.5$ Hz, 1 H), 5.39 (br s, 1 H), 7.05 (m, 2 H), 7.21-7.25 (m, 6 H), 7.35-7.37 (m, 2 H); MS (methane-Cl) m/z (rel int): 324 ($\text{M}+\text{H}$, 1), 281 (1), 190 (4), 91 (100); HRMS (FAB, 3-NOBA) calcd for $\text{C}_{19}\text{H}_{18}\text{NO}_4$ ($\text{M}+\text{H}$) $^+$ 324.1236, obsd 324.1239.

(Received in USA 4 April 1996; accepted 25 April 1996)